

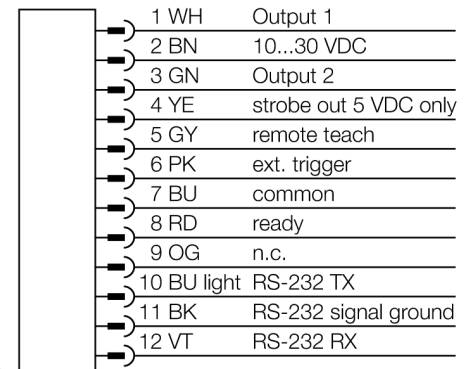
**Vision systems**  
**area, blemish, match**  
**IVURGPW04**



- 1/3" CMOS, 752x480 pixels
- Integrated ring light: white
- Protection class IP67
- External strobe output + 5 VDC
- External trigger input
- Lens, 4.3mm, M12x1
- External display RD35 required
- Operating voltage: 10...30 VDC
- M12 x 1 male, 12-pole
- 2xPNP switching output
- 1x RS232 data communication
- USB-2.0 host: M8 female, 4-pole

<b>Type code</b>	IVURGPW04
Ident no.	3082360
<b>Design</b>	rectangular, iVu
Dimensions	51.5 x 81.2 x 95.3 mm
Housing material	plastic, PBT
Window material	Acrylic, clear
Connection	male, M12 x 1, 8-wire
Protection class	IP67
Ambient temperature	0...+50 °C
<b>Power on display</b>	LED, green
Switching state	LED green
Error indication	LED red
<b>Operating voltage</b>	10...30VDC
DC rated operational current	≤ 500 mA
Short-circuit protection	yes/ cyclic
Reverse polarity protection	yes
Switch element function	NO contact, PNP
Output current	≥ 150 mA
<b>Operating mode</b>	gray value
Bildsensor	CMOS
Auflösung	752 x 480 Pixel
Bildfrequenz	100 fps
Light type	white
Brennweite	4.3 mm

**Wiring diagram**



**Functional principle**

- Sensor with 3 integrated operation modes:
1. Pattern recognition, checks if a pattern on a target is identical to the reference pattern.
  2. BLOB recognition, for recognition of one or more features.
  3. BLOB and location tool for motion control.

Sensor configuration via PC is not required!  
 Transmission of log files and firmware updates via USB interface.




**Selecting the focal length**

With known object size or scan field the matching vision sensor is found simply by determining the ratio between the sensing range and the focal length. Use the graphics for selection. Here, the sensing ranges are put in relation to the field view and the lens focal length.

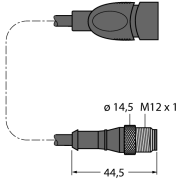
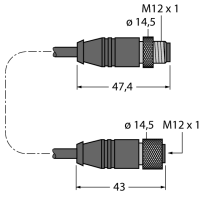
**Accessories**

Type code	Ident no.	Description	Dimension drawing
SMBIVURAR	3082547	Brackets for mounting on right side	 <p>Technical drawing of the SMBIVURAR bracket. Dimensions include: top hole diameter <math>\phi 4,4</math>, top hole offset 16,8, mounting hole diameter <math>\phi 22,5</math>, mounting hole offset 36,4, total height 78,1, bottom hole diameter <math>\phi 44</math>, bottom hole offset 29,3, bottom hole diameter <math>\phi 25</math>, bottom hole offset <math>\phi 7</math>, and bottom hole diameter <math>\phi 44</math>. A 1/4-20 thread is indicated.</p>
SMBIVURAL	3082546	Brackets for mounting on left side	 <p>Technical drawing of the SMBIVURAL bracket. Dimensions include: top hole diameter <math>\phi 4,4</math>, top hole offset 36,4, mounting hole diameter <math>\phi 22,5</math>, mounting hole offset 16,8, total height 78,1, bottom hole diameter <math>\phi 44</math>, bottom hole offset 29,3, bottom hole diameter <math>\phi 25</math>, bottom hole offset <math>\phi 7</math>, and bottom hole diameter <math>\phi 44</math>. A 1/4-20 thread is indicated.</p>
SMBIVUU	3082549	U-bracket for base mounting (incl. SMBIVUB baseplate)	 <p>Technical drawing of the SMBIVUU U-bracket. Dimensions include: top hole diameter <math>\phi 5,35</math> (8x), mounting hole diameter <math>\phi 25,4</math>, total height 54, bottom hole diameter <math>\phi 42</math>, bottom hole offset 61,2, and bottom hole diameter 6,25.</p>
SMBIVUB	3082548	Baseplate to extend the installation	 <p>Technical drawing of the SMBIVUB baseplate. Dimensions include: top hole diameter 1/4-20 UNC, top hole offset 33,1, mounting hole diameter 29, total height 5,8, bottom hole diameter <math>M5 \times 0,8</math> (2x), bottom hole offset 23,8, and bottom hole diameter 56,8.</p>

**Wiring accessories**

Type code	Ident no.	Description	Dimension drawing
MQDC2S-1206	3011420	Power supply, M12x1 female, 12-pole, 1.83m	 <p>Technical drawing of the MQDC2S-1206 power supply. Dimensions include: top diameter <math>\phi 15</math>, bottom diameter M12 x 1, and total length 42.</p>

**Wiring accessories**

Type code	Ident no.	Description	Dimension drawing
MQDEC-801-USB	3081158	USB adapter cable, M12x1 male, 8-pole, 0.3m	
IVURDM-QD-803	3028673	Remote Display, M12 x 1, 8-pin, 0.91 m	

**Function accessories**

Type code	Ident no.	Description	Dimension drawing
RDM35	3029512		